

# IQSound

## Active Speaker

### —User Manual—





---

# CATALOGUE

<b>1. Safety instructions</b> .....	<b>4</b>
<b>1.1. Warning</b> .....	<b>4</b>
<b>1.2. Protection of power cord</b> .....	<b>4</b>
<b>1.3. Unusual odor</b> .....	<b>4</b>
<b>1.4. Ventilation</b> .....	<b>4</b>
<b>1.5. Electric shock</b> .....	<b>4</b>
<b>1.6. Notice</b> .....	<b>4</b>
<b>1.7. Warning</b> .....	<b>4</b>
<b>2. Instructions</b> .....	<b>4</b>
<b>2.1. Front side instructions</b> .....	<b>5</b>
<b>2.2. Backside instructions</b> .....	<b>5</b>
<b>2.3. Accessories</b> .....	<b>6</b>
<b>3. Specification</b> .....	<b>6</b>
<b>4. Troubleshoot</b> .....	<b>7</b>



IQ reserves the right of final explanation of this user manual.

This product is subject to change without prior notice. We apologize for any inconvenience caused.

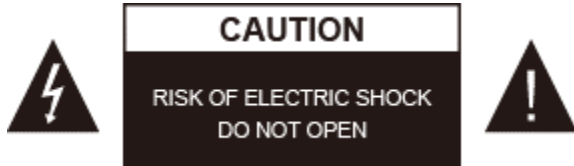
Please read this user manual carefully before using this product, use only the parts provided by the original factory and avoid unanticipated damage.

If you do not use the system or connect incompatible parts according to the correct procedures, this action will automatically invalidate the warranty and may even cause other hazards, IQ will not bear any responsibility.

## 1. Safety instructions

### 1.1. Warning

Do not open the machine cover as for the case of 220V high pressure parts inside to avoid electric shock. If you have any question, please ask qualified professional maintenance staff for service.



### 1.2. Protection of power cord

Pay attention to avoid heavy weight, squeezing or trampling power cord. Do not pull and twist power cord. Grabbing the jack-plug when plug out of the socket.

### 1.3. Unusual odor

When you find a bad smell or smoke, please cut off the power supply and pull out plug immediately and contact the dealer or the nearest maintenance center.

### 1.4. Ventilation

It should install in a good ventilation room. Please do not put the record or cover table cloth for good ventilation. Leaving distance is more than 10cm from wall. Do not put the machine on the bed, sofa or similar objects to use so as not to block air vent.

### 1.5. Electric shock

Object with water cannot be placed above the unit to avoid the risk of electric shock.

### 1.6. Notice

The speaker voltage is 220V. Please do not use non-standard power voltage and voltage regulation power supply.

### 1.7. Warning

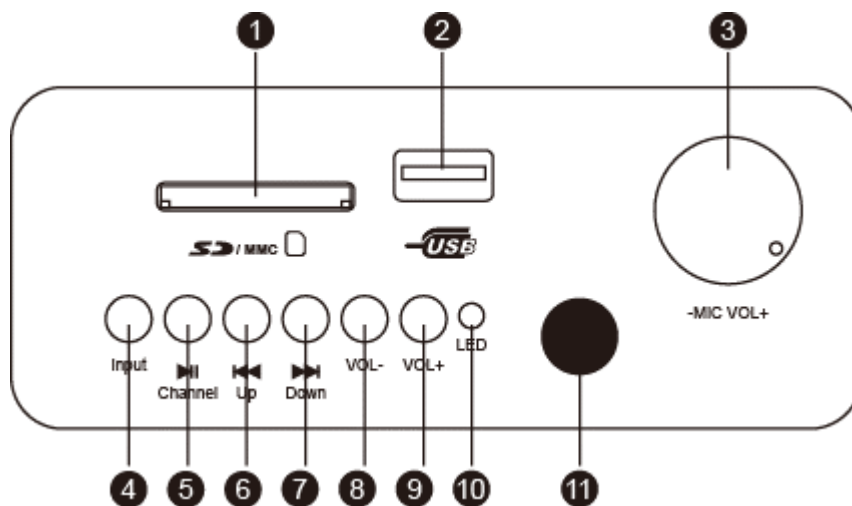
Do not open the machine cover as for the case of 220V high pressure parts inside to avoid electric shock. If you have any question, please ask qualified professional maintenance staff for service.

## 2. Instructions

The pictures in this manual are only for reference.

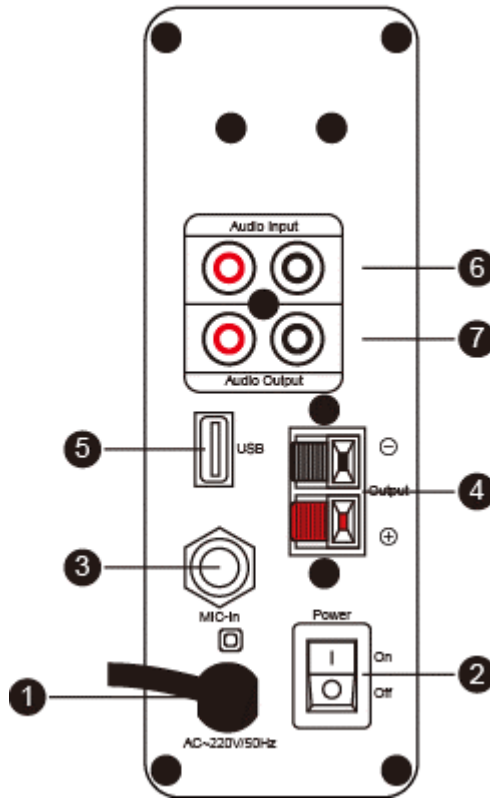
## 2.1. Front side instructions

1	SD/MMC Card Slot
2	USB
3	MIC VOL +/-
4	Input
5	Channel
6	Up
7	Down
8	VOL -
9	VOL +
10	LED Light
11	IR Receiver









## 2.2. Backside instructions

1	AC-220V Power Input
2	Power On/Off
3	MIC-In
4	Output
5	USB
6	RCA Input
7	RCA Output



### 2.3. Accessories

 <p>Remote control*1</p>	 <p>Speaker cable*1</p>	 <p>Audio cable*1</p>
 <p>Warranty card*1</p>	 <p>Certificate*1</p>	 <p>User manual*1</p>

### 3. Specification

Name	IQSound Active Speaker	
Model	PA410	PA420
Color	White	Black
Rated Power	30W	60W



Rated Impedance	4Ω	4Ω
Driver Unit	4 inch woofer*1; tweeter*1	4 inch woofer*2; tweeter*1
Rated Input Level	Microphone 15mV (nonequilibrium)	
Frequency Response	68Hz – 18kHz	
Input	Microphone input*1; stereo RCA input*1	
Sensitivity	<500MV	
Max SPL	78dB	
SNR	85dB	
Stereo Isolation	≥40dB	
Exterior	Steel mesh	
Body Material	High Density Fiberboard	
Installation	Standard wall rack	
Product Size (mm)	150*84*700	
Net Weight	6.5kg/pair	7.5kg/pair

## 4. Troubleshoot

Phenomenon		Reason	Method
No sound	No power indicator	Power cable is not plugged properly	Replug
		Power switch is not switched on	Reconnect
	Power indicator lights	Input device is not working (VCD)	Open input device
		Main volume turn down to minimum	Turn the volume up
Sound distortion		Input signal is too strong	Reduce input signal
		Volume is too loud	Reduce volume
No sound of sub-speaker		Speaker connection is not connected or damaged	Replace or reconnect cable
		Input device is not connected or damaged	Replace or reconnect cable



**Notice:** Power supply voltage which is greater than 240V or less than 180V may not work properly.



STOCK CODE  
**836453**



Returnstar Interactive Technology Group CO., LTD.  
6th Bldg. High-Tech Base. Fuzhou Fujian Prov. China  
0086-591-38202660  
0086-591-38203003  
www.IQBoard.net  
Master@IQBoard.net